



# Phonics

## Listening games

### **-Listening to sounds around you.**

What can you hear in your house? Can you hear different sounds in each room? What can you hear in the garden or out of your window?

ALD boards below

### **-Making sounds**

What can you find at home to make sounds with? Can you put lego in a jar/bottle or similar to make a shaker? What else could you use in your shaker? Do some objects make a quieter sound? Can you make any other instruments? Can you play your instrument loudly and quietly.

ALD board for music below.



### **-Making sounds with your body.**

What sounds can you make? Clapping, stamping, tapping your knees for example. What sounds can you make with your voice? Can you create patterns of sounds? Can you copy someone else making patterns of sounds?

### **- Rhythm and rhyme**

Share stories that rhyme. There is a great list on this website to give you some ideas: <https://childhood101.com/best-rhyming-books-for-kids/> Lots of these stories will also have a youtube version for children to watch.

Share nursery rhymes and number rhymes, examples here:

<https://www.twinkl.co.uk/resource/childrens-nursery-rhymes-t-t-12251>

you will also be able to find versions of these on youtube.

### **-Alliteration**

Can you find objects that start with the same sound? For example: socks, stamps, stone? You could draw objects that start with the same sounds. Play 'I spy' and make a list of all the words guessed.

### **- Voice sounds.**

Adults can model sounding out the initial sounds in words and asking your child to copy. You can then move onto sounding out the middle and end sounds in smaller words: 'c...u...p' for example and ask your child to copy.

On line games for phase 1:

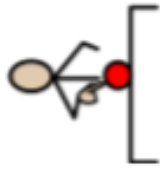
<http://www.letters-and-sounds.com/phase-1-games.html>

<https://www.phonicsplay.co.uk/Phase1Menu.htm>

<https://www.phonicsbloom.com/uk/game/list/phonics-games-phase-1>

<https://www.topmarks.co.uk/english-games/3-5-years/letters-and-sounds>

# Listening for sounds



what



hear



quiet



clock



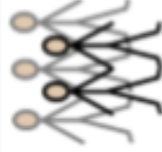
I



see



loud



people



you



want



don't like



tv



not



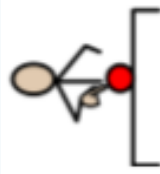
noise



like



something else?



what



hear



quiet



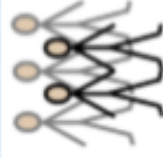
cars



I



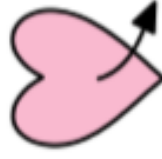
see



people



you



want



don't like



birds



not



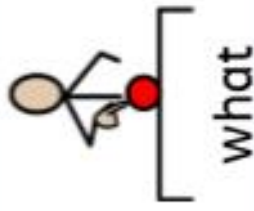
noise



like



something else?



what



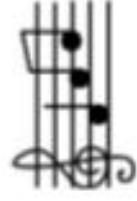
shake



up



more



music



I, me, my



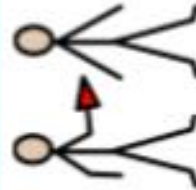
play



finished



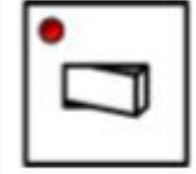
sing



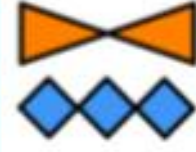
you, your



listen



off



different



sounds



no, don't,  
can't



dance



loud, louder



quiet



instrument

## **Letter sounds**

Children learn the sound that each letter makes. For example, S says 'ssss' try not to say 'ess' when teaching the letter sound. This website has examples for each letter: <https://www.jollylearning.co.uk/resource-bank/learn-the-letter-sounds/>

We also start to look at how we can use letter sounds to help us to read and write words. Some children may look at the initial sound in words as a clue, some children may sound out every letter in a new word. Some children may read words on sight instead of sounding out. Some children may use a mixture of these techniques.

Below are some websites, online games, activities and songs to support.

Activities:

**Matching sounds to letters you see around you.** Use magnetic letters, draw letters, letters you see around you everyday and practice making the letter sound. For example, look at print on labels and see if your child can make any of the letter sounds they say. Do they also know the letter name?

**I spy games.** You can play I spy at home and you can use the 'I spy' sheets found here:

<https://www.twinkl.co.uk/resource/t-l-527060-i-spy-initial-sounds-phase-2-phonics-s-a-t-p-i-n-activity>

<https://www.twinkl.co.uk/resource/t-l-527069-i-spy-initial-sounds-phase-2-phonics-m-d-g-o-c-k-activity>

<https://www.twinkl.co.uk/resource/t-l-527082-i-spy-initial-sounds-phase-2-phonics-e-u-r-h-b-f-l-activity>


**Letter bingo.** You can hold a letter up and ask your child to make the letter sound. If they have the matching letter on their board they can then match it. Twinkl have a range of bingo games here:


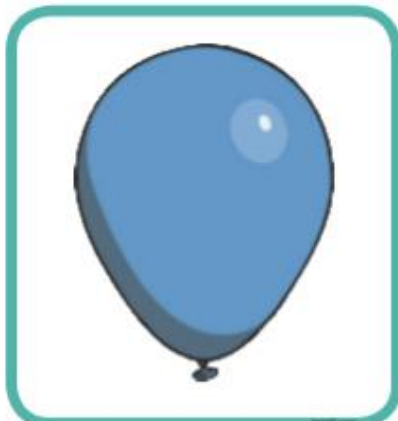
<https://www.twinkl.co.uk/resource/au-l-157-phonics-bingo-picture-matching-game-set-1>

<https://www.twinkl.co.uk/resource/phase-2-phonics-mdgock-bingo-t-l-9212>

<https://www.twinkl.co.uk/resource/t-n-632-phase-2-phonics-bingo-and-lotto>

**Letter hunts.** Look for items that begin with a letter sound. Or you could print out the pictures below and hide them around your house.








**Buried treasure.** Hide objects that begin with different letter sounds, cut out letters or use magnetic letters and hide them in textures. You could use shredded paper, sand or rice for example. When your child finds a letter ask them what sound it makes. When your child finds an object, ask them what sound the word starts with. You can extend this to hiding words.



**Letter art.** Cut out/draw large letters and decorate with pictures of objects that begin with this letter sound.



**Sorting Sounds:** Sort a selection of objects into their initial letter sounds.



Twinkl has a great powerpoint version of this game:

<https://www.twinkl.co.uk/resource/t-l-526980-sorting-sounds-phonics-games-powerpoint-pack>

**Phonics feely bags.** Hide magnetic letters in a bag. Get your child to feel them and guess what the letter sound is. Alternatively hide objects in a bag and ask your child to guess the initial sound of the object.

### Tracing Letters

Practice tracing letter shapes on paper, in textures, in the air or on using your finger on your hand.

Letter sheets with initial sound pictures can be found here

<https://www.twinkl.co.uk/resource/t-l-068-letter-formation-workbook>

<https://www.twinkl.co.uk/resource/t-l-4338-alphabet-picture-and-letter-tracing-lowercase>

<https://www.twinkl.co.uk/resource/t-l-504-letter-formation-worksheets-phase-2>

### Online games:

<http://www.letters-and-sounds.com/phase-2-games.html>

<https://www.phonicsbloom.com/uk/game/list/phonics-games-phase-2>

<https://www.phonicsplay.co.uk/Phase2Menu.htm#>

<https://www.topmarks.co.uk/Search.aspx?q=phonics%20phase%202>

<https://www.ictgames.com/mobilePage/literacy.html>

## **Songs:**

<https://www.youtube.com/watch?v=ffeZXPtTGC4>

<https://www.youtube.com/watch?v=1Qpn2839Kro>

<https://www.youtube.com/watch?v=iocGfl1jxJs> (Bounce patrol also have individual songs for each letter of the alphabet)

## **-Some sounds are made up of more than one letter:**

Consonant digraphs: ck, ff, ll, ss, qu, ch, sh, th, ng,

Vowel digraphs: ai, ee, igh, oa, oo, ar, or, ur, ow, oi, ear, air, ure, er.

Some videos to support with these sounds:

[https://standalone.espresso.co.uk/espresso/primary\\_uk\\_sa/sa\\_item62767\\_0/subject/module/fr\\_ontscreen/item62767/gradef/index.html?r=6211308761938&adminMode=false](https://standalone.espresso.co.uk/espresso/primary_uk_sa/sa_item62767_0/subject/module/fr_ontscreen/item62767/gradef/index.html?r=6211308761938&adminMode=false)

Some activities to support with these sounds:

<https://www.twinkl.co.uk/resource/t-l-023-large-phase-3-tracing-letters>

<https://www.twinkl.co.uk/resource/ai-ee-er-oa-oo-phonics-ikea-tolsby-frame-t-l-9365>

<https://www.twinkl.co.uk/resource/t-l-4189-i-can-read-phase-3-consonant-digraph-words-activity-sheet>

## **-Segmenting and blending**

Once your child begins to recognise some of the letter sounds, they can use these to practice sounding out words. For example the word 'sat' is segmented into 's...a...t'. Gradually leave a smaller gap between each letter sound 's...a...t' 's..a..t' 's.a.t' 'sat' to read the word 'sat'

Some online videos demonstrating this can be found here:

<https://home.oxfordowl.co.uk/reading/what-is-letters-and-sounds/>

<https://www.youtube.com/watch?v=D8etBZWtGL4>

<https://www.youtube.com/watch?v=PAbhtD5atI0>

There are some games to practice segmenting and blending here:

<https://www.twinkl.co.uk/resource/t-l-527007-phonics-read-and-race-game-bumper-activity-pack>

<https://www.twinkl.co.uk/resource/T-L-005-Phase-2-Sound-button-word-cards>

<https://www.twinkl.co.uk/resource/t-l-526982-phase-2-cvc-word-building-differentiated-activity-sheets>

Remember not all words can be 'sounded out' so easily. Some examples here:

<https://www.twinkl.co.uk/resource/t-l-52416-phase-2-tricky-words-make-read-and-write-activity-mats>

<https://www.twinkl.co.uk/resource/t-l-6387-coloured-phase-2-to-5-tricky-words-flashcards>