



Virtual Tours - Understanding our World

Part 1 – Animal adventures

Enjoy engaging with a variety of different animals from around the world through virtual tours and live cams provided by our British zoos.

Below you will see various communication boards which can be used alongside the virtual tours and live cams. There are some instructions alongside the links to support you in navigating the websites.

Activities you can do during or after the video tour:

Promote communication by talking about the different animals and what your child might like about the animals. Talk about the different colours and what they are doing while you watch them.

Geography:

- Exploring the different habitats (do they live in hot or cold places? What do they eat?) by looking at how the keepers have made their enclosures (can also research this via website).
- Collect objects while outside and bring them into the home to make your own enclosure for a chosen animal, use the videos for reference or you can print out a picture as a visual reference.
- Print out a picture of a desert and a forest with animals that live in these habitats. Ask your child to place the animals in the correct habitat by gluing them onto the correct picture.

Art:

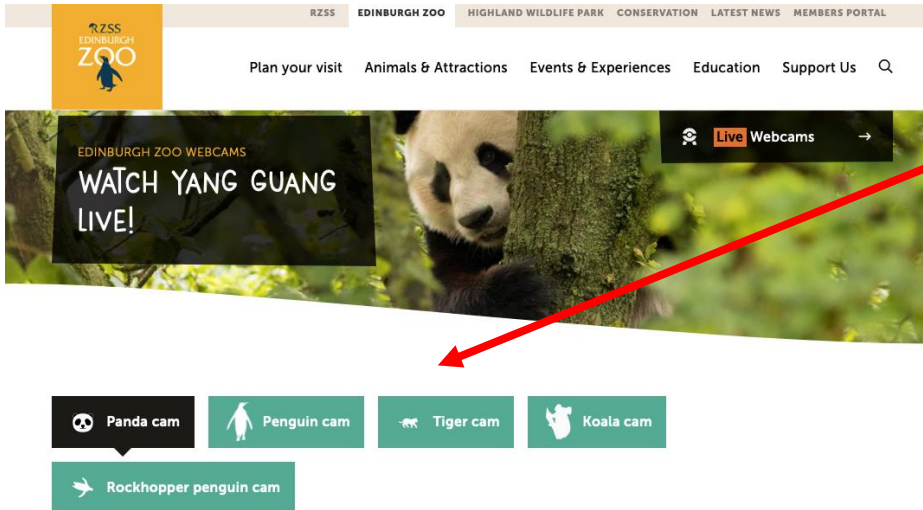
- Drawing the animals, looking at the different colours of the animals.
- Print out a picture and paint the different colours of the animals.
- Talk about textures and make a collage of the different animals seen at the zoo.
- Imaginary play – play with various toy animals and make your own zoo.

Edinburgh Zoo – 5 live cams

<https://www.edinburghzoo.org.uk/webcams/panda-cam/#pandacam>

Enjoy the four live webcams which are located in their Panda, Penguin, tiger, Koala and Rockhopper penguin enclosures.

Use communication board below further explore what you see and what the animal is doing. You can support your child to use describing words; for example, 'I see big panda'.



Once you have opened the website, you will see 5 tabs with the names of the animals (as seen in picture). To view each live cam, click on the appropriate tab. You can enlarge the video by moving the cursor to the bottom right corner and click on the arrows pointing outwards from each other.

Cotswolds Wildlife Park – 2 live cams

<https://www.cotswoldwildlifepark.co.uk/?s=live+cam>

The Cotswolds Wildlife Park has provided 2 live cams in their meerkat and penguin enclosures. Enjoy watching the meerkats enjoying the sun, playing around and foraging for food.

In the penguin enclosure, see them swimming and enjoying a nap. If you're lucky you can see the keepers interact with them. You can also see them being fed at 11:00am and 3:00pm.

Upon clicking on the link, you will be directed to this site.

Click on one of the two tabs that are provided to access the live cam of the animals.

: March 2015

Live Penguin Cam



Watch the Penguins swimming and having fun, you might even catch them being fed

: March 2015

Live Meerkat Cam



Live from the Park our very own cheeky Meerkats! Watch them play, feed and bask in the sun

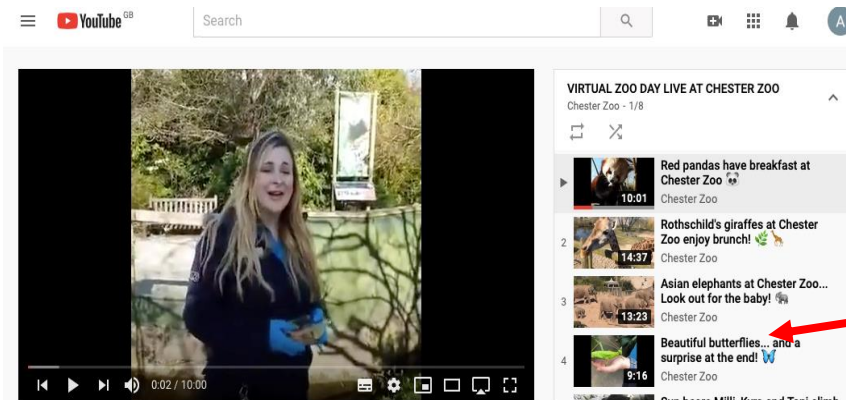
Chester Zoo – 8 virtual tours

<https://www.youtube.com/watch?v=p53G1w5Nzro&list=PLezrh9gR8RL3kkND8Pz2zOHHZPRk-a2VC>

Chester Zoo part 2 – 8 virtual tours

https://www.youtube.com/watch?v=tY_Co0i6mwA&list=PLezrh9gR8RL3rmrQyLZeamC4lp3gLP1F

Click on the above link and enjoy watching various animals being fed by the keepers. Listen as the keepers give you interesting facts about each animal.

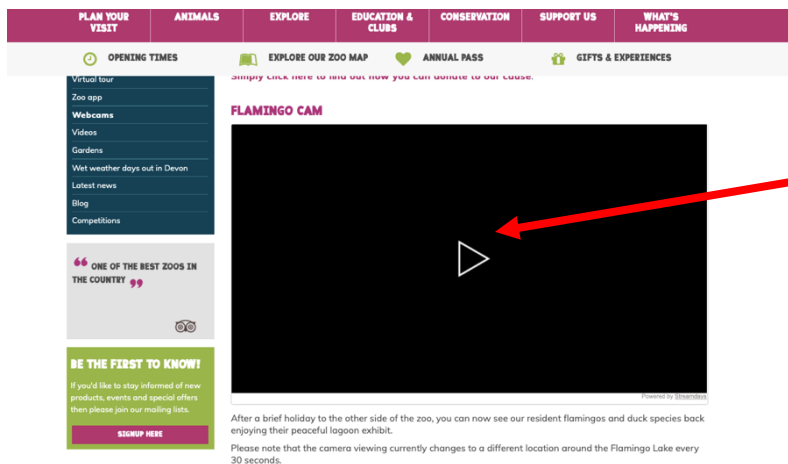


Once you have clicked onto the link, you will open Chester zoo's YouTube website. To choose what animals you would like to explore, use the sliding bar to the right to choose what animal you would like to learn about.

Paignton Zoo – 3 live cams

<https://www.paigntonzoo.org.uk/explore/webcams>

Paignton Zoo have given the opportunity to explore the everyday life of some of their animals. You will be able to see flamingos, monkeys and meerkats. By clicking in the link, it will direct you to their page for live cams. There will be 3 black screens, all you need to do is click on the play button to watch the live cams.

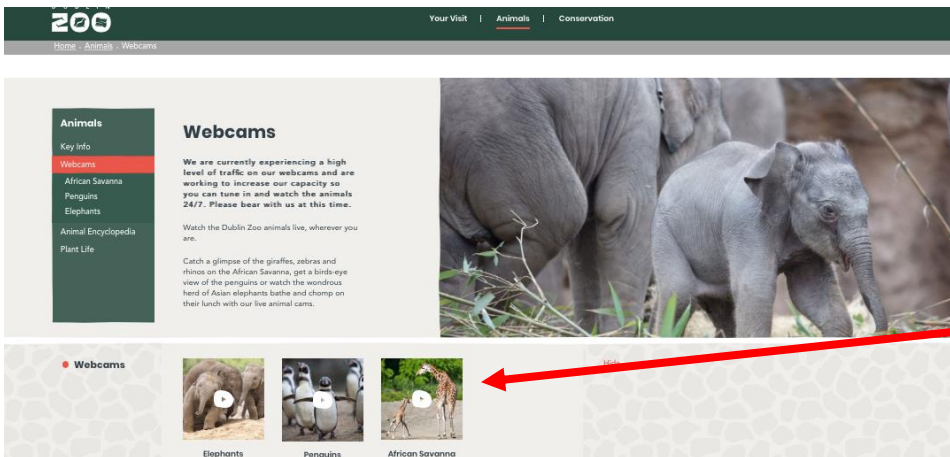


Example: You will be directed to this page. To watch the live cam all you need to do is press the play button. You will also be able to see the two other live cams below the flamingo cam.

Dublin zoo – 3 live cams

<https://www.dublinozoo.ie/animals/animal-webcams/>

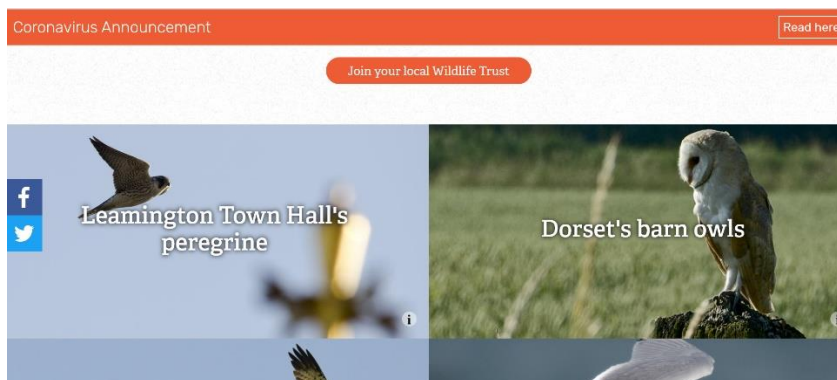
Enjoy watching elephants, penguins and various African animals in the African Savanna. Continue to explore animals from Africa and see how they live.



Clicking on the tab will direct you to Dublin zoo website. To explore their live cams, you will need to click on one of the three tabs as seen in his picture.

Wildlife trust – live cams

<https://www.wildlifetrusts.org/webcams>



Sometimes nocturnal animals like owls and bats can be seen in their nests during the day! Keep an eye out for baby birds during Spring time...

Part 2 – A bit of culture

Take a virtual stroll around a famous landmark, museum or art gallery.

Activities

ICT:

- Click on the directional buttons to navigate your tour.
- Use the mouse to look around each room or place you see.
- Take screen shots of your favourite scenes.

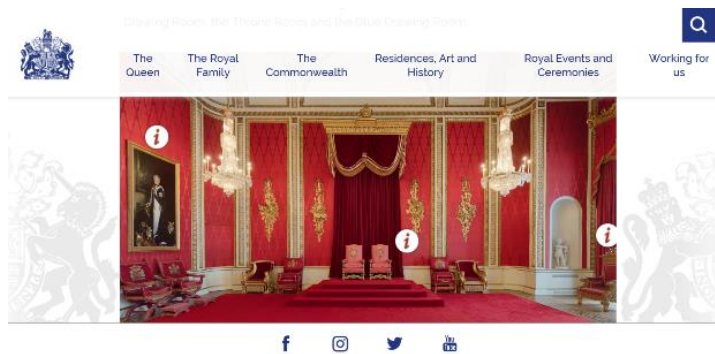
Art:

- Use your screenshots to make a presentation or print them out to make a display.

English:

- English – Use the ALD boards below to help you talk about what you have seen.

<https://www.royal.uk/virtual-tours-buckingham-palace>




Use a mouse or the keyboard to look around some of the Queen's amazing rooms.

<https://360tour.sciencemuseum.org.uk/>



Look around the Science Museum and see if you can find this room full of real space ships!

<http://musee.louvre.fr/visite-louvre/index.html?defaultView=rdc.s46.p01&lang=ENG>



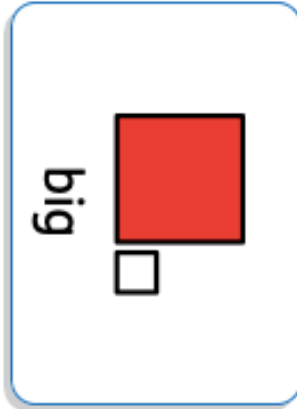
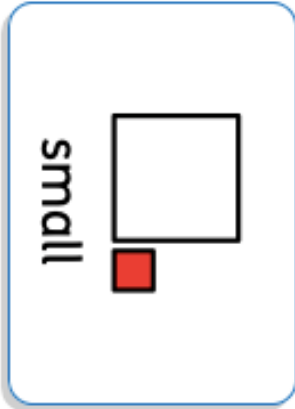
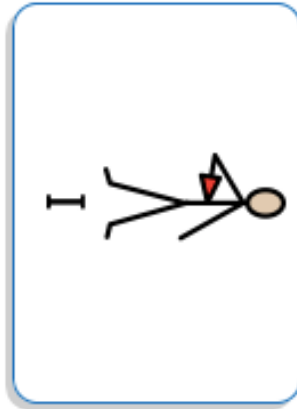
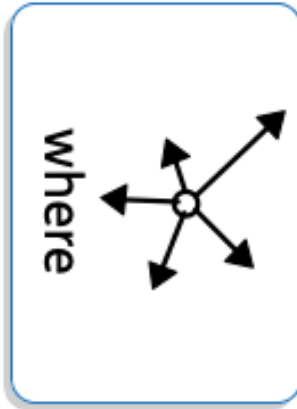
How about soaking up a bit of culture with a virtual tour of the Louvre?

<https://www.youvisit.com/tour/centralpark>



Take a tour of Central Park and look out for the famous Alice in Wonderland statues.

Communication Boards

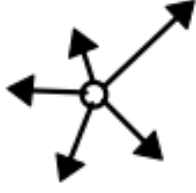


Animals

Animals



I



where



Wow



see



like



don't like



birds



flamingo



zebra



ostrich




red panda



rhino

Colours


want



Wow



I



brown



green



see



pink



yellow



red



orange



grey



black



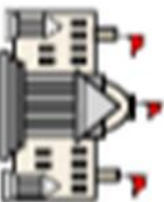
Places of interest



I



see



palace



museum



Wow



like



paintings



park



look



don't like



rocket



thrones

Moving around - virtual tours



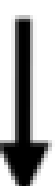
I



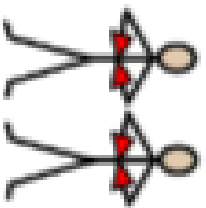
go




see



right



We



like



click



forward



look



don't like



left



back

